

Metal Floor Box- Brass Alloy

The Metal Floor Box is a versatile connectivity solution that integrates Power Solutions and AV Connectivity into a single unit. It is designed specifically for commercial environments with high foot traffic. Available in 3, 6, 10, 15, and 21-module box configurations, the floor box is constructed from durable Brass Alloy material, capable of supporting up to 800 kg, ensuring its longevity and durability in high-traffic areas. It also provides ample space inside to plug in sockets while keeping the lid closed, maintaining a safe and organized environment. Brass Alloy floor boxes come in multiple depth sizes to meet each customer's specific requirements. A unique feature of the Metal Floor Box is its 3-sided opening for cable outlets, allowing users to plug in from any side of the box. It also features a soft-closing mechanism, ensuring a smooth and quiet closing of the top lid. The Brass Floor Boxes are ideal for both screed and raised floor applications, making them an excellent choice for offices and commercial spaces. Additionally, the Metal Floor Box- Brass has a design that allows the carpet to fit into a 6.5 mm recess in versions with a tray lid. Overall, the Metal Floor Box- In Brass Alloy provides an efficient, reliable solution for Power Outlets, DATA, and AV Connectivity in commercial environments, ensuring a neat, safe, and highly functional installation.

OVERVIEW

- **Rated for 220-250V.**
- **Panel Material: Brass Alloy**
- **When connected, it can withstand the weight of pedestrians while protecting the cable from pressure and stress**
- **Perfectly flush with the finished floor**
- **The top cover is completely covered when using the box**
- **Only the outer trim is visible when installed in the carpet insert**
- **Option to fix socket: Straight/ Inclined**
- **A soft closing feature that makes the flap softly close when the gap is closed**
- **Depth available in 65 mm, 75 mm, and 140 mm, can also be customized**
- **Available in 3, 6, 10, 15, and 21 Modules**
- **Can be customisable as per requirement**
- **Suitable for Concrete/ Screed & Raised flooring**

TECHNICAL INFORMATION

Metal Floor Box Specification



MODULES




3 Module Box 6 Module Box 10 Module Box 15 Module Box 21 Module Box

CERTIFICATIONS

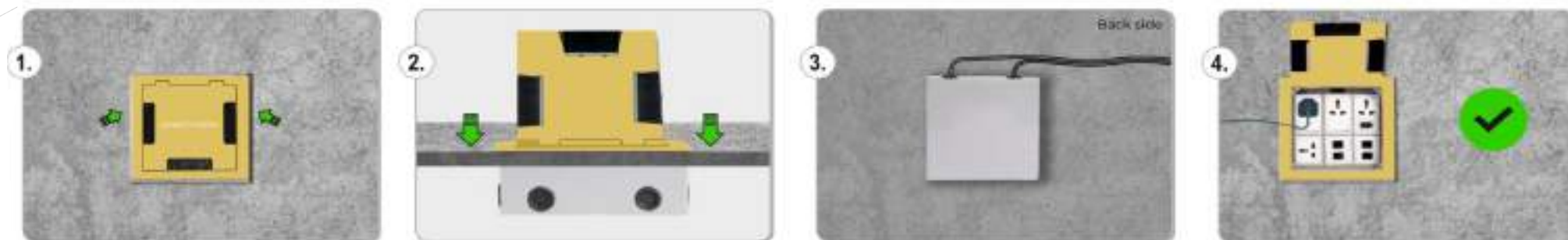


WARRANTY



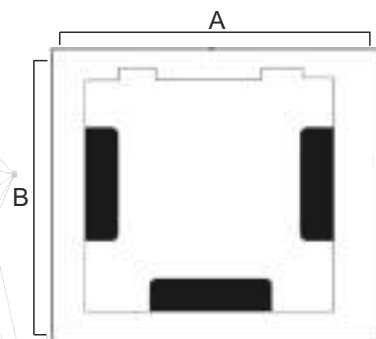
Metal Floor Box- Brass Alloy

Metal Floor Box- Brass Alloy Manual Installation



Product Dimension & Drawing

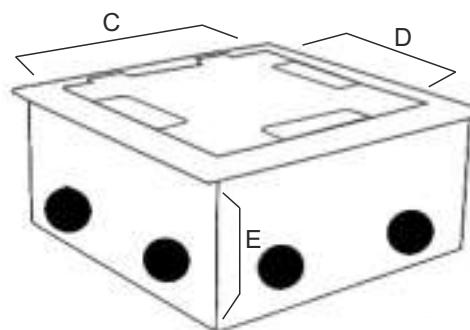
Outer Dimension



Outer Size

Module	3	6	10	15	21
A	120	146	180	210	250
B	120	146	180	210	250

Cut-out Dimension



Cut-out Size

Module	3	6	10	15	21
C	110	135	170	195	230
D	110	135	170	195	230
E	65/75/140	65/75/140	65/75/140	65/75/140	65/75/140

Connect System India

Address: 217, RG- 1 Rohini- Sector 14, Delhi- 110085 India.

Website: www.connectsystem.in

This Drawing is for Idea Purpose
Not For Cut-out Purpose

Toll Free: +91 9560370705

Email: care@connectsystem.in

Email: support@connectsystem.in